



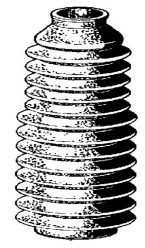


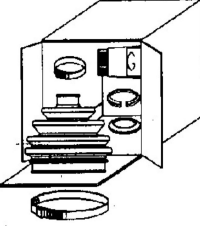
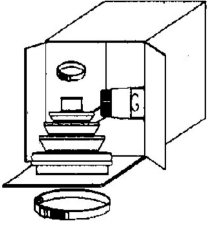
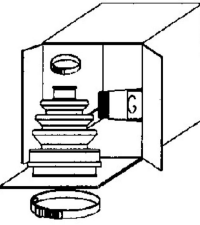
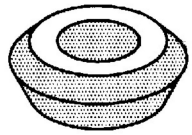

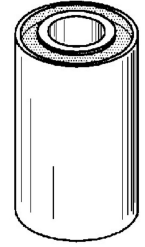






	<p><b>A0098</b> NO. 31098</p> <p>APOIO SUPORTE DO MOTOR FRENTE</p> <p>BEDFORD DIESEL</p> <p>178x54x19.4mm 2p-d9-16mm</p>		<p><b>A0153</b> NO. 8839601</p> <p>APOIO SUPORTE DO MOTOR FRENTE</p> <p>BEDFORD TK/MK 214 05.1959/05.1986 54KW 73CV 3560CC 510 4x2 Plataforma/chassis - BEDFORD TK/MK Military 05.1986/05.1992 76KW 103CV 5407 510 4x4 Plataforma/chassis</p> <p>109x57x39mm</p>
	<p><b>A0161</b> NO. 6358102</p> <p>APOIO SUPORTE DO MOTOR FRENTE</p> <p>BEDFORD TK 1960/»»» 220, 381, 466 CU DIESEL - BEDFORD TL SERIES 1980/»»» 330 CU DIESEL</p> <p>128x45x45mm</p>		<p><b>A0852</b> NO. 6314120</p> <p>APOIO SUPORTE DA TRANSMISSÃO</p> <p>BEDFORD TK/MK 214 05.1959/05.1986 54KW 73CV 3560CC 510 4x2 Plataforma/chassis - BEDFORD TK/MK Military 05.1986/05.1992 76KW 103CV 5407 510 4x4 Plataforma/chassis</p> <p>145x130x56mm 1f-d75/80mm</p>
	<p><b>F0128</b> NO.</p> <p>FOLE DO PEDAL DE TRAVÃO</p> <p>BEDFORD 3500 KG</p> <p>d70x32mm 1f-d18mm</p>		<p><b>F0460-I</b> NO. 9290155</p> <p>FOLE DIRECÇÃO DIREITO/ESQUERDO ( GASTA 2 UNIDADES )</p> <p>BEDFORD CHEVANNE 1.3 03.1980/12.1982 40KW 54CV 1256CC 13D LW4</p> <p>d70x190mm 1f-d22mm 1f-d40mm</p>
	<p><b>F0465-I</b> NO. 322501</p> <p>FOLE DIRECÇÃO DIREITO/ESQUERDO ( GASTA 2 UNIDADES )</p> <p>BEDFORD HA VAN - BEAGLE (com CAM RACK)</p> <p>d75x160mm d52mm 1f-d40mm 1f-d33mm</p>		<p><b>F0481-I</b> NO. 90095087</p> <p>FOLE DO SEMI-EIXO LADO DA RODA</p> <p>BEDFORD ASTRA 1.3 (DESDE 82)</p> <p>d100x80mm 1f-d20mm 1f-d75mm</p>
	<p><b>KF2300</b> NO. 374019 - 6152107500002 - 90090241</p> <p>FOLE DO LADO DA RODA</p> <p>BEDFORD ASTRA VAN - ASTRA MAX</p> <p>d96x79mm 1f-d19mm 1f-d77mm</p>		<p><b>KF2340</b> NO. 374050 - 90125491</p> <p>FOLE DO LADO DA RODA</p> <p>BEDFORD ASTRA VAN</p> <p>d103x78mm 1f-d22mm 1f-d82mm</p>
	<p><b>KF2345</b> NO. 374190 - 90095087 - 90236762</p> <p>FOLE DO LADO DA RODA</p> <p>BEDFORD ASTRA VAN ASTRAMAX</p> <p>d90x82mm 1f-d19mm 1f-d75mm</p>		<p><b>L1032</b> NO.</p> <p>CASQUILHO DE AMORTECEDORES</p> <p>BEDFORD</p> <p>d40x24mm d31mm 1f-d18mm</p>
	<p><b>P0102</b> NO.</p> <p>CAPA PEDAL TRAVÃO E EMBRAIAGEM</p> <p>BEDFORD</p> <p>86x47x16mm 82x42x6mm</p>		<p><b>S1008</b> NO. 7167443</p> <p>SILENT-BLOC DE MOLAS TRÁS</p> <p>BEDFORD TK/MK 214 05.1959/05.1986 54KW 73CV 3560CC 510 4x2 Plataforma/chassis - BEDFORD TK/MK Military 05.1986/05.1992 76KW 103CV 5407 510 4x4 Plataforma/chassis 3500 KG</p> <p>d47x78mm c76mm 1f-d22mm</p>
	<p><b>S1427</b> NO. 7151023</p> <p>SILENT-BLOCO MOLAS FRENTE ( GASTA 4 UNIDADES )</p> <p>BEDFORD TK/MK 214 05.1959/05.1986 54KW 73CV 3560CC 510 4x2 Plataforma/chassis - BEDFORD TK/MK Military 05.1986/05.1992 76KW 103CV 5407 510 4x4 Plataforma/chassis 3500 KG</p> <p>d36x78mm 1f-d19mm</p>		


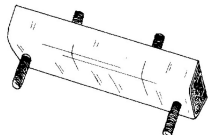
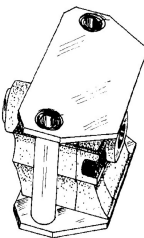

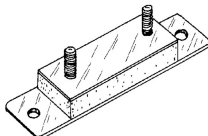
## BEDFORD BRAVA-CAMPO

Rafri, Lda.

	<p><b>A1373</b> NO. 8-942239-3 - 8-94459-452-2</p> <p>APOIO BATENTE DE MOLA TRÁS ( GASTA 2 UNIDADES )</p> <p>BEDFORD BRAVA 2.2 D 12.1988/02.1990 39KW 53CV 2238CC C223 2.5 D 02.1990/07.1990 56KW 76CV 2499CC 4JA1 2.5 D 4WD 02.1990/07.1990 56KW 76CV 2499CC 4JA1</p> <p>150x75x65mm</p>		<p><b>A1378</b> NO. 8-94223-188-2 - 8-94433-673-0</p> <p>APOIO BATENTE BRAÇO DE SUSPENSÃO FRENTE INFERIOR ( GASTA 2 UNIDADES )</p> <p>BEDFORD CAMPO TFR 2.5D</p> <p>76x50x60mm</p>
	<p><b>RT08226</b> NO. 562304</p> <p>TUBO DE TRAVÃO FRENTE LH-RH</p> <p>BEDFORD BRAVA 2.2 D 12.1988/02.1990 39KW 53CV 2238CC C223 2.5 D 02.1990/07.1990 56KW 76CV 2499CC 4JA1 2.5 D 4WD 02.1990/07.1990 56KW 76CV 2499CC 4JA1</p> <p>290mm F - MC11</p>		<p><b>S1244</b> NO. 0310400 - 28041-40K00 - 8-94408-840-0 - 8-94408-840-1 - 8-94408-840-2 - 8-94408-840-3 - 8-94408-840-4...</p> <p>SILENT-BLOC DO BRAÇO DA SUSPENSÃO SUPERIOR ( GASTA 4 UNIDADES )</p> <p>BEDFORD BRAVA</p> <p>d50x45mm c33mm d38mm 1f-d18mm</p>
	<p><b>T1033</b> NO. 8-94459-459-0 - 8-94459-459-1</p> <p>BATENTE DA BARRA ESTABILIZADORA (CENTRO)</p> <p>BEDFORD BRAVA</p> <p>42x38x38mm 1f-d25mm</p>		

## BEDFORD CF

	<p><b>A0901</b> NO. 684247 - 8827188</p> <p>APOIO SUPORTE DO MOTOR</p> <p>BEDFORD CF 2500</p> <p>d65x42mm 2p-d8-17mm</p>		<p><b>E0005</b> NO.</p> <p>ESTICADOR DE ESCAPE</p> <p>BEDFORD CF 230 - 250 - 280 - 350 (8I-5-84) - BEDFORD CF 2309 250 - 2809 350 DIESEL (81-88)</p> <p>56x26x25mm</p>
	<p><b>F0462-I</b> NO. 91059803</p> <p>FOLE DA CREMALHEIRA DA DIRECÇÃO ESQ. E DIR.</p> <p>BEDFORD CF 220 - 230 - 250 - 280 - 340 (APÓS 69) - PICK-UP</p> <p>d65x150mm 1f-d47mm 1f-d9mm</p>		<p><b>F1039</b> NO.</p> <p>FOLE DA DIRECÇÃO</p> <p>BEDFORD - CF</p> <p>d63x165mm 1f-d50mm-1f-d10mm</p>
	<p><b>S1013</b> NO.</p> <p>SILENT-BLOC DE MOLAS</p> <p>BEDFORD CF</p> <p>d30x60mm 1f-d13mm</p>		

	<b>A0329</b> NO.		<b>A0342</b> NO. 6331954 - 7136530 - 7146286
	SUPORTE DA CABINA  BEDFORD J.5  114x78x60mm 1f-d14mm		APOIO SUPORTE DO MOTOR FRENTE  BEDFORD TK/MK 214 05.1959/05.1986 54KW 73CV 3560CC 510 4x2 Plataforma/chassis - BEDFORD TK/MK Military 05.1986/05.1992 76KW 103CV 5407 510 4x4 Plataforma/chassis - J1/J4/J5/J6  190x73x30mm 2p-d11-29mm 2p-d9-23mm
	<b>A0398</b> NO. 6328287		<b>A0413</b> NO. 7125876 - 7131004 - 7680713
	APOIO SUPORTE DO MOTOR TRÁS  BEDFORD TK/MK 214 05.1959/05.1986 54KW 73CV 3560CC 510 4x2 Plataforma/chassis - BEDFORD TK/MK Military 05.1986/05.1992 76KW 103CV 5407 510 4x4 Plataforma/chassis - J1/J6  132x80x90mm 1f-d18mm 2f-d9mm		APOIO SUPORTE DA CABINA (7680713)  BEDFORD TK/MK 214 05.1959/05.1986 54KW 73CV 3560CC 510 4x2 Plataforma/chassis - BEDFORD TK/MK Military 05.1986/05.1992 76KW 103CV 5407 510 4x4 Plataforma/chassis J6  d93x30mm 4p-d10-20mm
	<b>A0772</b> NO.		
	SUPORTE DO MOTOR FRENTE  BEDFORD J.2  190x46x21mm 2p-d9-23mm		

BEDFORD NKR-NPR-KBD-TLD

	<b>A0995</b> NO. 8-94119-958-0 - 8-94119-958-1 - 8-97254-387-0 - 8-97254-387-1 - 8-98335-039-0		<b>A1496</b> NO. 1-37516006-0 - 9-37516-006-1
	APOIO BATENTE DE MOLAS TRÁS ( GASTA 4 UNIDADES )  ISUZU ELF Camião de plataforma/chassis (NKR7_, NKS7_, NHR6_, NKR6_) NPR, NKR58, NQR71, NQR75 3.1 TD JAN98 - DEZ01 61KW 82CV 3059CC  70x62x27mm 1p-d8-20mm		APOIO DE TRANSMISSÃO COM ROLAMENTO 45MM  BEDFORD TLD  117x130x75mm 1f-d44mm
	<b>KL3115</b> NO. 8-94223-0 - 8-94223-699-0 - 9-51631-619-1		<b>L0252</b> NO. 90385-23037
	KIT CASQUILHOS DE ESTICADOR DE SUSPENSÃO ( GASTA 2 UNIDADES ) BEDFORD P/UP KB21 1981/1984 - BEDFORD P/UP KBD25 1981/1984 - BEDFORD P/UP KBD26 1981/1984 - BEDFORD P/UP KBD27 - BEDFORD P/UP KBD28 (4JA1) - BEDFORD P/UP KBD41 - ISUZU P/UP KBD42 4WD  d42x19mm d52x4mm d52x7-d77x21mm d77x21mm d14mm 1f-d21mm 1f-d14mm		CASQUILHO DE MOLAS FRENTE E TRAS ( GASTA 24 UNIDADES ) BEDFORD NKR  d47x45mm d40mm 1f-d23mm
	<b>L1012</b> NO. 5-51151-007-0		<b>L3115</b> NO. 8942236990 - 9516316191
	CASQUILHO DE MOLAS DE TRÁS PARTE DE TRÁS ( 8 UNIDADES ) BEDFORD P/UP KBD 25 1976/»»» - BEDFORD P/UP KBD26 1976/»»» - BEDFORD P/UP KBD27 1976/»»» - BEDFORD P/UP KBD47  d36x37mm d30mm 1f-d18mm		CASQUILHO DO ESTICADOR DA SUSPENSÃO ( GASTA 4 UNIDADES ) BEDFORD P/UP KB21 1981/1984 - BEDFORD P/UP KBD25 1981/1984 - BEDFORD P/UP KBD26 1981/1984 - BEDFORD P/UP KBD27 - BEDFORD P/UP KBD28 (4JA1) - BEDFORD P/UP KBD41 - ISUZU P/UP KBD42 4WD  d41x19mm 1f-d17mm
	<b>P1035</b> NO. 8-94117-838-0		<b>P1122</b> NO. 5-31413-002-1 - 94024273
	CAPA DE PEDAL TRAVAO/EMBRAIAGEM ( GASTA 2 UNIDADES ) BEDFORD NKR TRUCK 1999/2016 - BEDFORD NPR TRUCK 1999/2016 - BEDFORD NPR-HD TRUCK 1999/2016  73x56x10mm		CAPA DE PEDAL TRAVAO/EMBRAIAGEM ( GASTA 2 UNIDADES ) BEDFORD KBD  70x48x11mm 32x58x4mm

## BEDFORD NKR-NPR-KBD-TLD

Rafri, Lda.

	<b>RT08697</b> NO. 94113583 <b>TUBO DE TRAVÃO FRENTE LH - RH ( GASTA 2 UNIDADES )</b> BEDFORD MIDI Autocarro 2.0 TD 09.1984/08.1992 51KW 69CV 1994CC 20DIE - BEDFORD MIDI Autocarro 2.2 D 4WD 09.1984/08.1992 45KW 61CV 2189CC 22DIE 4FD1		<b>S1041</b> NO. <b>SILENT-BLOC DE MOLAS FRENTE</b> BEDFORD LD 41
	<b>S1061</b> NO. 8-94118-588-0 - 8-94118-588-1 - 8-97184-699-0 - 8-97184-699-1 <b>SILENT-BLOC DE MOLAS DA FRENTE E TRAS ( GASTA 16 UNIDADES )</b> BEDFORD ELF Camião de plataforma/chassis (NKR7_, NKS7_, NHR6_, NKR6_: 3.1 TD 01.1998/12.2001 61KW 82CV 3059CC - BEDFORD ELF Camião de plataforma/chassis (NKR7_, NKS7_, NHR6_, NKR6_: 3.1 TD 01.1998/12.2001 61KW 82CV 3059CC - BEDFORD ELF Camião de plataforma/chassis (NKR7_, NKS7_, NHR6_, NKR6_: 3.1 TD 01.1998/12.2001 61KW 82CV 3059CC - BEDFORD ELF Camião de plataforma/chassis (NKR7_, NKS7_, NHR6_, N...		<b>S1065</b> NO. 8-51351-029-0 - 8-94130-354-0 - 8-97227-996-0 - 9-51351-029-1 - BP10652920016 <b>SILENT-BLOC DAS MOLAS DE TRÁS E FRENTE PARTE DA FRENTE ( GASTA 4 UNIDADES )</b> BEDFORD Camião de plataforma/chassis (NKR7_, NKS7_, NHR6_, NKR6_: 3.1 TD 01.1998/12.2001 61KW 82CV 3059CC - BEDFORD Camião de plataforma/chassis (NKR8_, NKQ8_): 3.0 Di 10.2003/»» 96KW 131CV 2999CV - BEDFORD Camião de plataforma/chassis (NKR8_, NKQ8_): 3.0 Di 10.2003/»» 96KW 131CV 2999CV - BEDFORD N-SERIE (5TH GENERATION): NKR 69S, NPR 69M, NPR 69L 01.1998/12.2001 61KW 82CV 3059CC
	<b>S1065-B</b> NO. 8-94130-354-0 - 8-97227-996-0 - 9-51351-029-0 - 9-51351-029-1 - BP10652920016 <b>SILENT-BLOC DAS MOLAS DE TRÁS E FRENTE PARTE DA FRENTE</b> BEDFORD Camião de plataforma/chassis (NKR7_, NKS7_, NHR6_, NKR6_: 3.1 TD 01.1998/12.2001 61KW 82CV 3059CC - BEDFORD Camião de plataforma/chassis (NKR8_, NKQ8_): 3.0 Di 10.2003/»» 96KW 131CV 2999CV - BEDFORD Camião de plataforma/chassis (NKR8_, NKQ8_): 3.0 Di 10.2003/»» 96KW 131CV 2999CV - BEDFORD N-SERIE (5TH GENERATION): NKR 69S, NPR 69M, NPR 69L 01.1998/12.2001 61KW 82CV 3059CC		<b>S1065-B</b> NO. 8-94130-354-0 - 8-97227-996-0 - 9-51351-029-0 - 9-51351-029-1 - BP10652920016 <b>SILENT-BLOC DAS MOLAS DE TRÁS E FRENTE PARTE DA FRENTE</b> ISUZU N-SERIE (5TH GENERATION): NKR 69S, NPR 69M, NPR 69L 01.1998/12.2001 61KW 82CV 3059CC
	<b>S1081</b> NO. 8-94226-557-0 - 8-94226-557-2 <b>SILENT-BLOCO BRAÇO SUSPENSÃO FRENTE SUPERIOR ( GASTA 4 UNIDADES )</b> BEDFORD P/UP (C190) KBD26 2WD 1983/1985 - BEDFORD P/UP (C190) KBD26W 2WD 1981/1983 - BEDFORD P/UP (C223) 2.2 D KBD27Y 04.1886/12.1990 39KW 53CV 2238CC - BEDFORD 2.2 D 4WD (KBD42,KBD47) 04.1986/12.1990 39KW 53CV 2238CC		<b>S1183</b> NO. 8-94223-366-0 - 8-94223-366-1 - 8-94316-903-0 - 8-94459-461-2 <b>SILENT-BLOC DO BRAÇO DA SUSPENSÃO INFERIOR ( GASTA 2 UNIDADES )</b> BEDFORD KBD25 - BEDFORD KBD26 - BEDFORD KBD27 - BEDFORD KBD47 - MONTEREY A (M92): 3.2 (UBS25D, UBS25G) 08.1991/03.1994 130KW 177CV 3165CC - MONTEREY A (M92): 3.1 TD (UBS69D, UBS69G) 09.1991/07.1998 84KW 114CV 3059CC - MONTEREY B (M98): 3.5 V6 24V (UBS26D, UBS26G) 07.1998/08.1999 158KW 215CV 3494CC - MONTEREY B (M98): 3.0 DTI (UBS73D, UBS73G) 07.1998/08.1999 117KW 159CV 2999CC
	<b>T0019</b> NO. 8-94223-699-0 <b>BATENTE BARRA ESTABILIZADORA DA PONTA ( GASTA 4 UNIDADES )</b> BEDFORD KBD 25 - 26 - 27 - 47 - BRAVA		<b>T0023</b> NO. 8-94223-157-0 <b>BATENTE BARRA ESTABILIZADORA DO CENTRO ( GASTA 2 UNIDADES )</b> BEDFORD P/UP (C190) KBD26 2WD 1983/1985 - BEDFORD P/UP (C190) KBD26W 2WD 1981/1983 - BEDFORD P/UP (C223) 2.2 D KBD27Y 04.1886/12.1990 39KW 53CV 2238CC - BEDFORD 2.2 D 4WD (KBD42,KBD47) 04.1986/12.1990 39KW 53CV 2238CC

## BEDFORD SETA

	<b>H140</b> NO. <b>PALA ORIGINAL</b> BEDFORD SETA		<b>L1069</b> NO. 9-94226-805-0 <b>CASQUILHO DE MOLAS DE TRÁS PARTE DA FRENTE ( 4 UNIDADES )</b> BEDFORD SETA Autocarro (94000, 98000): 2.0 (98000) 06.1988/08.1992 61KW 83CV 1995CC - BEDFORD SETA Autocarro (94000, 98000): 2.0 4WD (94000) 06.1988/08.1992 61KW 83CV 1995CC - BEDFORD SETA Autocarro (94000, 98000): 2.0 TD (98000) 01.1989/08.1992 51KW 69CV 1995CC - BEDFORD SETA Autocarro (94000, 98000): 2.2 D (98000) 06.1988/08.1992 45KW 61CV 2189CC - BEDFORD SETA Autocarro (94000, 98000): 2.2 D 4W...
	<b>RT08697</b> NO. 94113583 <b>TUBO DE TRAVÃO FRENTE LH - RH ( GASTA 2 UNIDADES )</b> BEDFORD SETA Autocarro (94000, 98000): 2.0 4WD (94000) 06.1988/08.1992 61KW 83CV 1995CC - BEDFORD SETA Autocarro (94000, 98000): 2.2 D (98000) 06.1988/08.1992 45KW 61CV 2189CC - BEDFORD SETA Autocarro (94000, 98000): 2.2 D 4WD (94000) 06.1988/08.1992 45KW 61CV 2189CC - BEDFORD SETA Van (94000, 98000): 2.0 4WD (94000) 06.1988/08.1992 61KW 83CV 1995CC - BEDFORD SETA Van (94000, 98000): 2.2 D (98000)...		<b>T0044</b> NO. <b>BATENTE DA BARRA ESTABILIZADORA</b> BEDFORD SETTA

